



ಬೃಹತ್ ಬೆಂಗಳೂರು ಮಹಾನಗರ ಪಾಲಿಕೆ
Bruhat Bengaluru Mahanagara Palike








BBMP COVID-19 WAR ROOM 25.02.2023

BBMP / COVID-19 WAR ROOM / BULLETIN – 1069/ 25.02.2023 / #BBMPfightsCOVID19



OVERVIEW OF COVID-19 IN BENGALURU

 CASE TRENDS			ACTIVE CASES 133		 HOSPITALIZATION 11						
<u>Confirmed Cases</u> 31 <small>18,77,957[#]</small>		<u>Recovered Cases</u> 28 <small>18,60,833[#]</small>		<u>Death Cases</u> 0 <small>16,991[#]</small>		<u>ICU – V</u> -		<u>ICU</u> 1	<u>HDU</u> -	<u>General</u> 10	
<small>INCLUDES GOVT. QUOTA AND PRIVATE WALK-IN HOSPITALIZATION</small>											
 VACCINATION			226 <small>2,06,95,789[#]</small>		ACTIVE CZs						
<u>First Dose</u> 6 <small>96,89,260[#]</small>		<u>Second Dose</u> 23 <small>95,10,908[#]</small>		<u>Precaution Dose</u> 197 <small>14,95,621[#]</small>		 TRIAGING			0		
<small>INCLUDES GOVT. QUOTA AND PRIVATE WALK-IN HOSPITALIZATION</small>											
 TESTING			696 <small>3,21,80,797[#]</small>		MTU 5						
<u>Positivity :3.51%</u> <small>*FOR LAST 7 DAYS</small>		<u>RAT</u> 127		<u>RTPCR</u> 569		<u>Tele Triage</u> 23			<u>MCZs (< 5 cases)</u> 0		
<small>INCLUDES GOVT. QUOTA AND PRIVATE WALK-IN HOSPITALIZATION</small>											
<u>Clusters (> 5 cases)</u> 0											

: indicates cumulative numbers till date



ABSTRACT OF COVID-19 SCENARIO IN BENGALURU



	MALE			FEMALE			TRANSGENDER			TOTAL		
	Last 24 Hours	Last 7 Days	Cumulative	Last 24 Hours	Last 7 Days	Cumulative	Last 24 Hours	Last 7 Days	Cumulative	Last 24 Hours	Last 7 Days	Cumulative
Positive Cases	12	77	11,07,299	19	53	7,70,462	0	0	196	31	130	18,77,957
Recovered Cases	15	64	10,94,902	13	49	7,64,801	0	0	187	28	113	18,60,833
Death Cases	0	0	10,761	0	0	6,226	0	0	4	0	0	16,991
Total Tests Done	In Last 24 hrs. : 696			In last 7 days : 4,589			Cumulative : 3,21,80,797					
Vaccine Doses Administered	In Last 24 hrs. : 226			In last 7 days : 1,176			Cumulative : 2,06,95,789					
ACTIVE CASES									133			

*Covid deaths occurred today : 00 | Covid deaths occurred beyond last 24hrs., reported today : 00

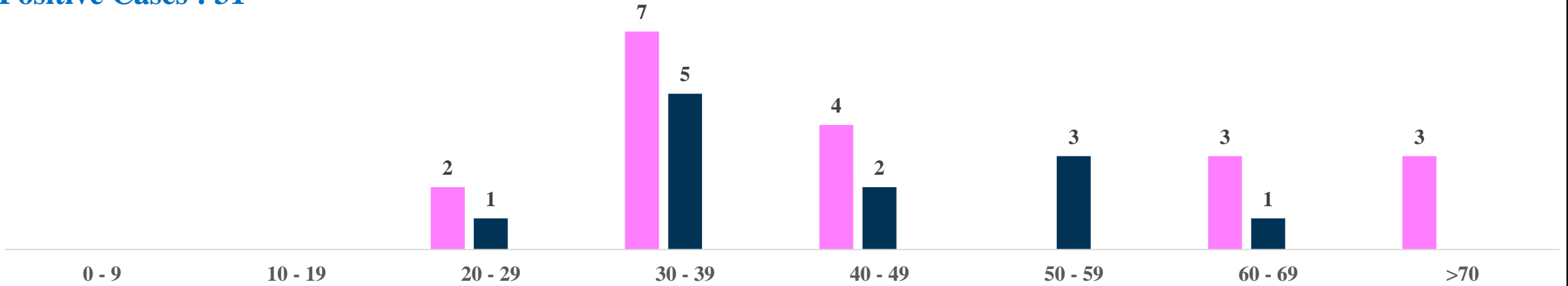


LAST 24 HOURS AGE GROUP AND GENDER WISE DISTRIBUTION

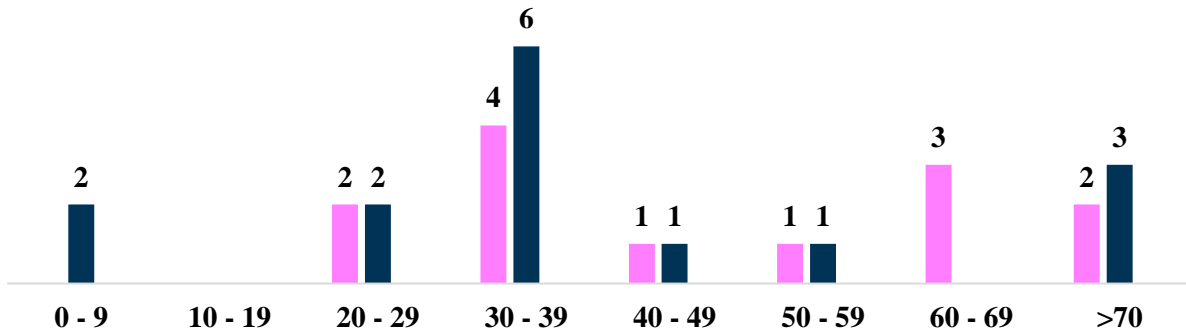


Positive Cases : 31

Female Male Transgender



Recovered Cases : 28



Death Cases : 0

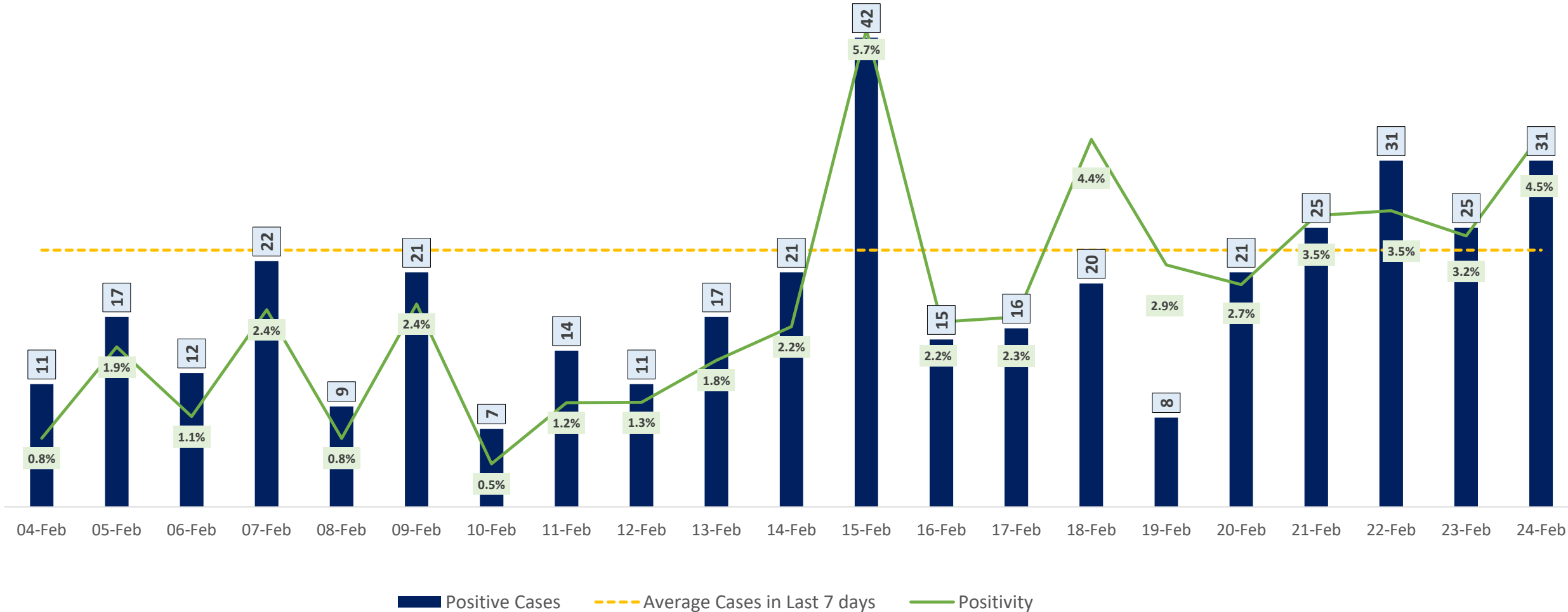




POSITIVITY RATE OF BENGALURU – LAST 21 DAYS



Average Cases in Last 7 days : 23

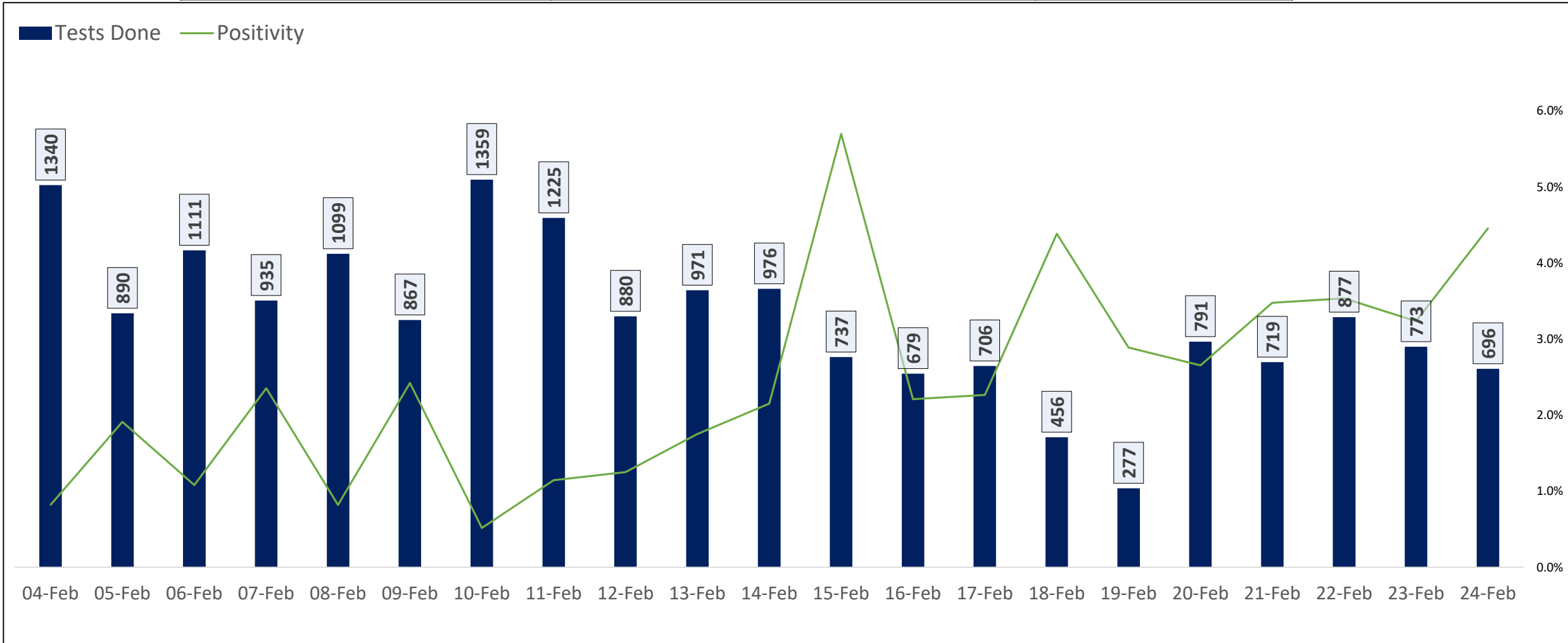




TESTING TRENDS IN BENGALURU

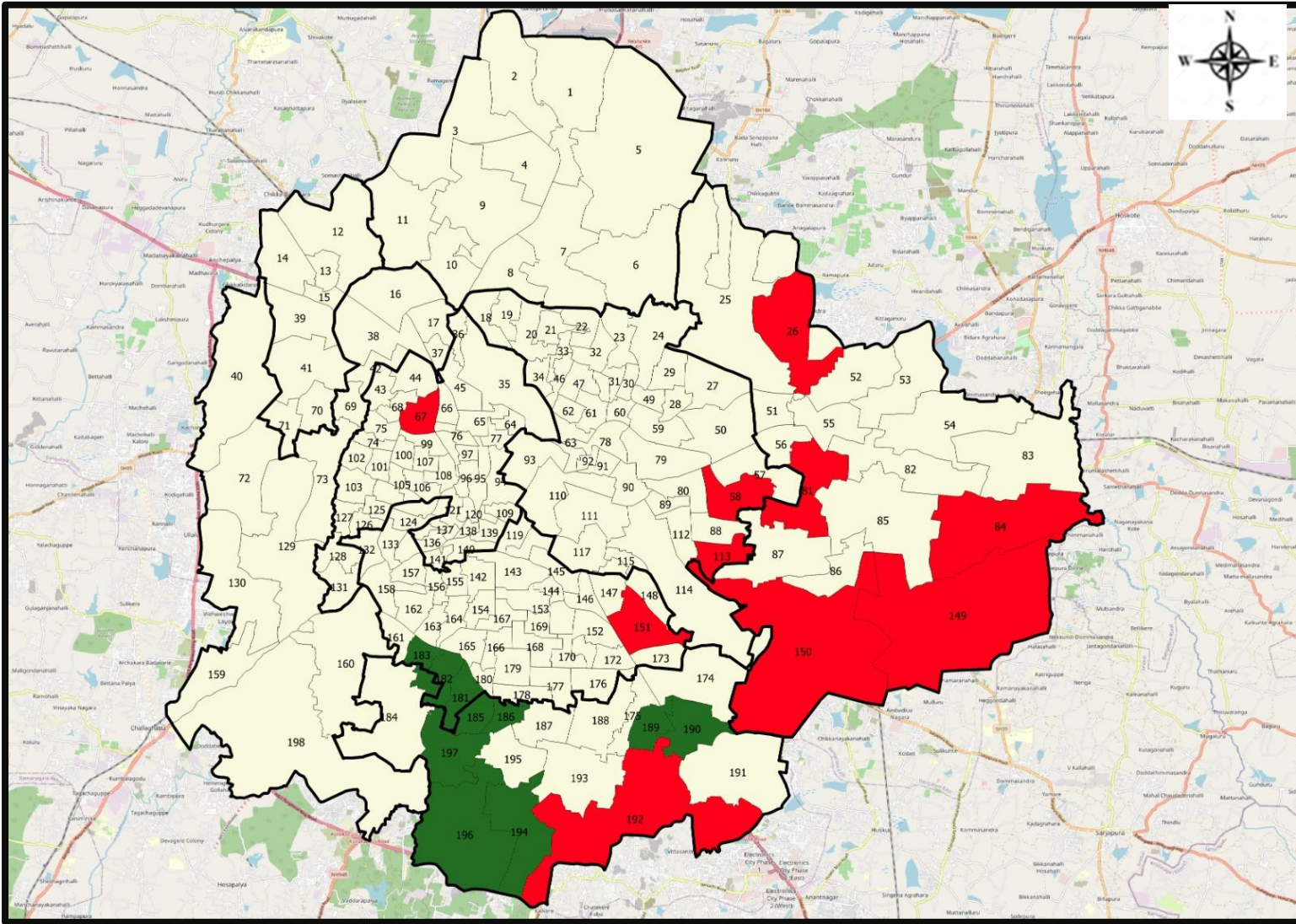


Total Test Conducted Till Date	Test Conducted Last 24 hours	Last 7 Days Average
3,21,80,797	696	656





BENGALURU URBAN MAP SHOWING TREND OF POSITIVE CASES IN LAST 7 DAYS



Top 10 wards reporting highest number of positive cases in last 10 days

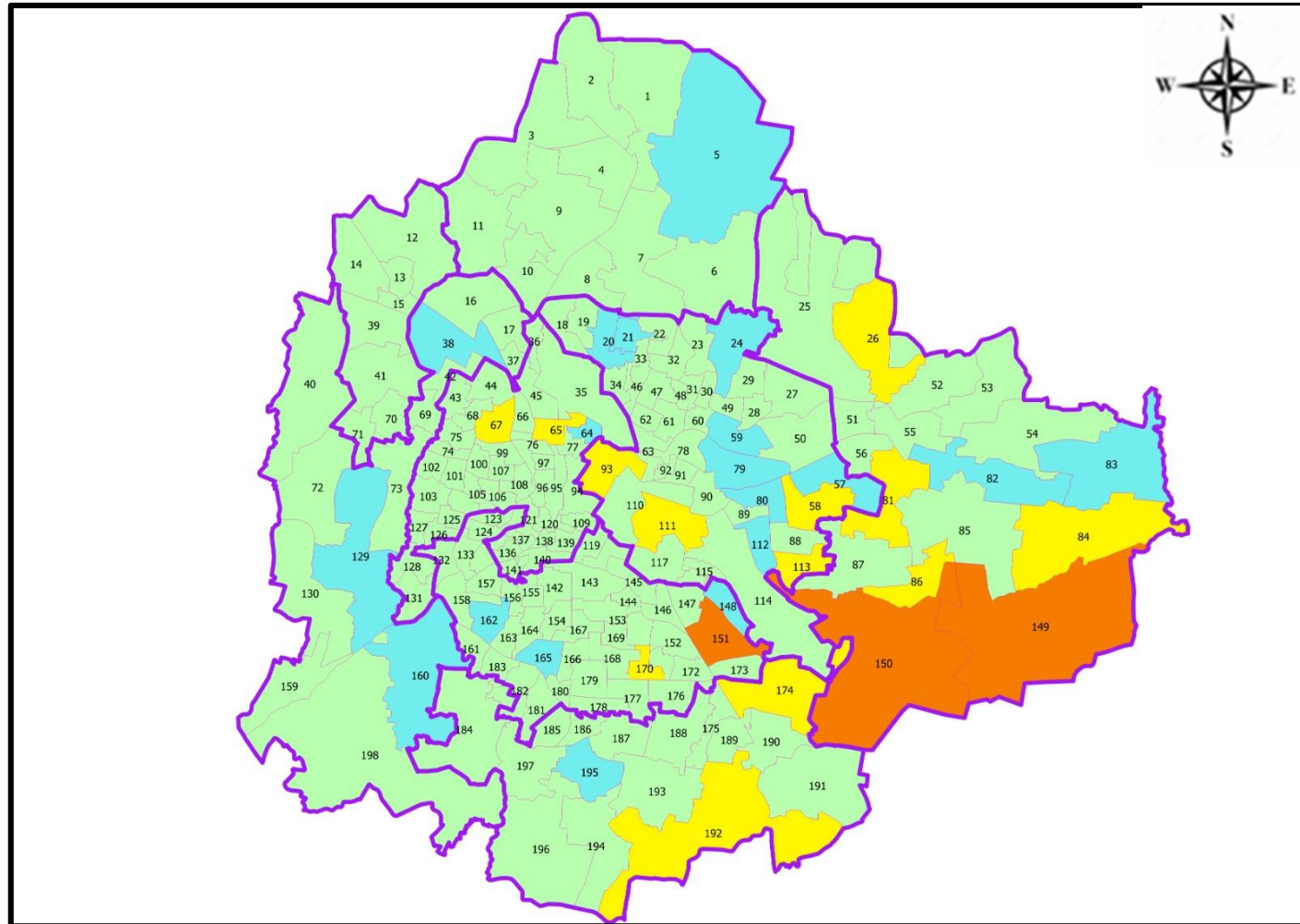
Ward No.	Ward Name	Daily Cases Average
150	Bellanduru	2
151	Koramangala	1
149	Varthuru	1
26	Ramamurthy Nagar	1
67	Nagapura	1
81	Vijnana Nagar	1
84	Hagadur	1
113	Konena Agrahara	1
192	Begur	1
58	New Tippasandra	1







Top 10 wards reporting least number of positive cases in last 7 days

Ward No.	Ward Name	Daily Cases Average
197	Vasanthpura	0
196	Anjanapura	0
194	Gottigere	0
190	Mangammanapalya	0
189	Hongasandra	0
186	Jaraganahalli	0
185	Yelchenahalli	0
183	Chikkalsandra	0
182	Padmanabha Nagar	0
181	Kumaraswamy Layout	0



BENGALURU MAP SHOWING INTENSITY OF POSITIVE CASES IN LAST 7 DAYS



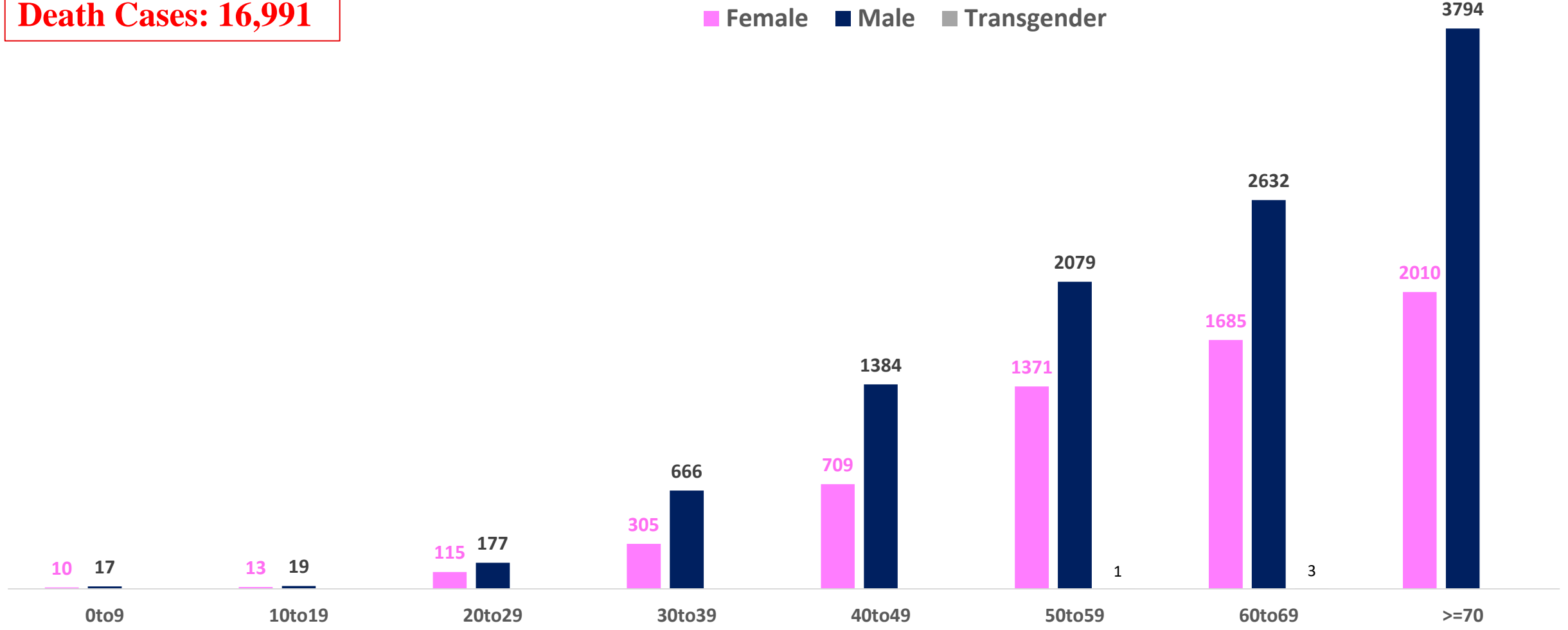
-  Level 1 : 0 to 1 Cases
-  Level 2 : 1 to 3 Cases
-  Level 3 : 3 to 5 Cases
-  Level 4 : 5 to 10 Cases
-  Level 5 : More than 10 Cases
-  Zone Boundaries



AGE AND GENDER WISE DISTRIBUTION OF DEATH CASES



Death Cases: 16,991





COVID-19 SCENARIO IN BENGALURU AND OTHER METROPOLITIAN CITIES



CITY NAME	Positive Cases	Active Cases	Recovered	Deceased	Vaccine Doses Administered
New Delhi	20,07,377	10	19,80,845	26,522	3,73,17,328
Bengaluru*	18,77,957	133	18,60,833	16,991	2,37,78,980
Mumbai	11,54,329	12	11,34,570	19,747	2,21,34,555
Chennai	7,93,255	9	7,84,175	9,071	1,13,96,462

Source : <https://dashboard.cowin.gov.in/> at 5:00pm (25.02.2023)
Source : <https://www.covid19bharat.org/> at 5:00pm (25.02.2023)

*includes BBMP & Bengaluru Urban



SNAPSHOT OF COVID-19 CASES IN BENGALURU URBAN



**Total Wards With
0 Cases* :
125**

**Tests Conducted
on 24.02.2023:
696**

**Recovery
Rate*:
99.09%**

**Total
Active Cases :
133**

**Total Vaccinated
on 24.02.2023:
226**

**Positivity
Rate* :
3.51%**

**Active
Rate*:
0.01%**

**Case
Fatality Rate* :
0.00%**





*Total positive cases In the past 7 days

*CFR and positivity is for Past 7 days



ಬೃಹತ್ ಬೆಂಗಳೂರು ಮಹಾನಗರ ಪಾಲಿಕೆ
Bruhat Bengaluru Mahanagara Palike



Download BBMP Bulletin	https://apps.bbmpgov.in/covid19/mediabulletin.php
To register for vaccination :	https://selfregistration.cowin.gov.in/
BBMP COVID19 Dashboard:	https://apps.bbmpgov.in/covid19/
Follow us on:	 www.facebook.com/bbmp.comm1/
	 twitter.com/BBMPCOMM
	  BBMPSplHealth

Issued by:

Honorable Chief Commissioner, BBMP
Special Commissioner Health, BBMP
MD, Bengaluru Smart City Limited

THANK YOU !



ಬೃಹತ್ ಬೆಂಗಳೂರು ಮಹಾನಗರ ಪಾಲಿಕೆ
Bruhat Bengaluru Mahanagara Palike

**ನಾಯಿ ಕಚ್ಚಿದಾಗ ತಕ್ಷಣ ಅನುಸರಿಸಬೇಕಾದ
ಪ್ರಥಮ ಚಿಕಿತ್ಸೆ ವಿಧಾನಗಳು**

 ನಾಯಿ ಕಚ್ಚಿದ ಗಾಯವನ್ನು ಹರಿಯುವ ನೀರಿನಿಂದ ಸಾಬೂನನ್ನು ಉಪಯೋಗಿಸಿ 15 ನಿಮಿಷಗಳು ತೊಳೆಯಿರಿ

 ಕಚ್ಚಿದ ಗಾಯಕ್ಕೆ Dettol ಅಥವಾ ಇನ್ನಿತರೆ anti-septic ದ್ರವವನ್ನು ಹಚ್ಚಿ

 ಆಂಟಿ ರೇಬೀಸ್ ಲಸಿಕೆಗಾಗಿ ಹಾಗೂ ಸೂಕ್ತ ಚಿಕಿತ್ಸೆ ಗಾಗಿ ಹತ್ತಿರದ ವೈದ್ಯರನ್ನು ಅಥವಾ ಬಿಬಿಎಂಪಿ ಅಸ್ಪತ್ರೆಯನ್ನು ಸಂಪರ್ಕಿಸಿ



  @BBMPSplHealth

BBMP RABIES HELPLINE: 6364893322

